

# This is a sample manual



Goto:

**[dubmanuals.com](http://dubmanuals.com)**

to download the complete manual

Note, the Table of Contents links  
may not function in this sample

## Contents

|  |     |
|--|-----|
| Owner's Manual .....                           | 2   |
| Enhanced Bluetooth hands free capability ..... | 397 |
| Premium Sound System .....                     | 427 |
| RNS 510 Radio Navigation System .....          | 471 |
| Sound System .....                             | 606 |
| USA Warranty and Maintenance .....             | 641 |
| Your Owner's Literature .....                  | 696 |




# Volkswagen

## Owner's Manual



*Jetta models*  
*Model year 2009*  
*Owner's Manual*




# Table of contents

|  |     |   |     |
|--|-----|---|-----|
| <b>Foreword</b> .....  | 3   | <b>Opening and closing</b> .....  | 122 |
| <b>About this Manual</b> .....   | 4   | – Key Set .....   | 122 |
| <b>Contents</b> .....  | 5   | – Remote control key .....  | 123 |
| <b>Safety first</b> .....  | 7   | – Power locks .....   | 126 |
| Safe driving .....   | 8   | – Doors .....   | 129 |
| – General notes .....  | 8   | – Anti-theft alarm system .....   | 129 |
| – Proper occupant seating positions .....                                  | 10  | – Rear lid/ rear hatch .....  | 130 |
| – Pedal area .....   | 16  | – Windows .....   | 135 |
| – Stowing luggage .....  | 17  | – Power sunroof .....   | 138 |
| – Reporting safety defects .....   | 19  | – Power glass sunroof .....   | 140 |
| <b>Safety belts</b> .....  | 20  | – HomeLink® Universal Transmitter .....   | 144 |
| – General notes .....  | 20  | <b>Lights and a clear view</b> .....  | 147 |
| – Why safety belts? .....  | 23  | – Lights .....  | 147 |
| – Safety belts .....   | 27  | – Interior lights .....   | 152 |
| – Safety belt pretensioners .....  | 33  | – Clear vision .....  | 155 |
| <b>Airbag system</b> .....   | 35  | – Windshield wipers .....   | 156 |
| – Important things to know .....   | 35  | – Windshield .....  | 160 |
| – Front Advanced Airbag System .....                                       | 41  | – Mirrors .....   | 161 |
| – Monitoring the Advanced Airbag System .....                              | 46  | <b>Seats and storage</b> .....  | 164 |
| – Side airbags .....   | 52  | – Why is seat adjustment so important? .....  | 164 |
| – Side Curtain Protection® airbags .....                                   | 55  | – Head restraints .....   | 165 |
| <b>Child safety</b> .....  | 58  | – Front seats .....   | 167 |
| – Child Seats .....  | 58  | – Rear seat .....   | 176 |
| – Installing child restraint with a safety belt .....                      | 72  | – Storage .....   | 180 |
| – Additional Information .....   | 79  | – Cup holders .....   | 186 |
| – LATCH lower universal anchorages .....                                   | 84  | – Electrical sockets .....  | 188 |
| – Installing a child restraint with LATCH lower universal anchorages ..... | 86  | – Apple iPod adapter® .....   | 190 |
| – Sources of information about child restraints and their use .....        | 88  | – Connection for Apple iPod® .....  | 192 |
| <b>Controls and Equipment</b> .....  | 89  | – Switching the iPod® on and off .....  | 194 |
| Instrument panel .....   | 90  | – Operating the Apple iPod® through the sound system .....                            | 194 |
| – Overview .....   | 90  | – Luggage compartment .....   | 196 |
| – Warning and indicator lights .....                                       | 93  | – Roof rack .....   | 203 |
| – Instrument cluster .....   | 97  | <b>Air conditioning</b> .....   | 206 |
| – Instrument cluster displays .....  | 100 | – Heating .....   | 206 |
| – Menus in the instrument cluster .....                                    | 107 | – Climatic .....  | 207 |
| – Steering wheel .....   | 119 | – Climatronic .....   | 212 |
|  |     | – Important notes .....   | 219 |
|  |     | <b>Driving</b> .....  | 220 |
|  |     | – Ignition lock .....   | 220 |
|  |     | – Starting and stopping the engine .....  | 222 |
|  |     | – Manual transmission .....   | 225 |
|  |     | – Automatic transmission and Direct Shift Gearbox (DSG®) automatic transmission ..... | 226 |
|  |     | – Parking brake .....   | 233 |
|  |     | – Cruise control .....  | 236 |

|   |     |  |     |
|---|-----|--|-----|
| <b>Tips and advice</b> .....  | 239 | - Working in the engine compartment ...              | 289 |
| Smart technology .....  | 240 | - Engine oil .....                                   | 292 |
| - Brakes .....  | 240 | - Coolant .....                                      | 299 |
| - Steering .....  | 248 | - Washer fluid and windshield wiper blades .....     | 302 |
| - Engine management and exhaust system .....  | 249 | - Brake fluid .....                                  | 306 |
| Driving and protecting the environment ..   | 253 | - Vehicle battery .....                              | 308 |
| - Break-in Period .....   | 253 | - Tires and wheels .....                             | 311 |
| - Trailer towing .....  | 256 | What do I do now? .....                              | 332 |
| - Drive economically and help protect the environment .....   | 261 | - Vehicle tools and spare wheel .....                | 332 |
| Cleaning and protection .....   | 263 | - Changing a wheel .....                             | 335 |
| - Regular care and vehicle care products  | 263 | - Emergency closing or opening .....                 | 342 |
| - Care of vehicle exterior .....  | 264 | - Fuses .....  | 345 |
| - Care of the vehicle interior .....  | 271 | - Changing a light bulb .....                        | 349 |
| Accessories, new parts, repairs and modifications .....   | 278 | - Emergency starting .....                           | 351 |
| - Accessories and parts .....   | 278 | - Engine pre-heating .....                           | 353 |
| - Repairs and technical modifications ...   | 279 | - Towing .....                                       | 354 |
| - Cellular phones and CB radios .....   | 279 | - Lifting the vehicle .....                          | 358 |
| - Using a cellular telephone in a motor vehicle when it is not connected to the vehicle telephone antenna – some important things to know ..... | 280 | - Consumer Information .....                         | 359 |
| - Notice about data recorded by vehicle control modules .....   | 281 | <b>Technical Data</b> .....                          | 361 |
| - Declaration of Compliance, Telecommunication and Electronic Systems .....   | 282 | General notes .....                                  | 362 |
| Checking and filling .....  | 283 | - What you need to know .....                        | 362 |
| - General information about filling the tank .....  | 283 | - How are the figures measured? .....                | 363 |
| - Fuel filler flap opening and closing (Jetta Sedan) .....  | 285 | Technical data .....                                 | 365 |
| - Fuel filler flap opening and closing (Jetta SportWagen) .....   | 286 | - 2.5L gasoline engine (Jetta Sedan) ....            | 365 |
| - Fuel supply .....   | 287 | - 2.5L gasoline engine (Jetta SportWagen) .....      | 367 |
|   |     | - 2.0L TFSI gasoline engine (Jetta Sedan) ..         | 369 |
|   |     | - 2.0L TFSI gasoline engine (Jetta SportWagen) ..... | 371 |
|   |     | - 2.0L TDI diesel engine (Jetta Sedan) ....          | 373 |
|   |     | - 2.0L TDI diesel engine (Jetta SportWagen) .....    | 375 |
|   |     | <b>Alphabetical index</b> .....                      | 379 |



**Enhanced Bluetooth  
hands free capability**  
*2009 Jetta models*





## Table of contents


|   |    |                                 |    |
|---|----|---------------------------------|----|
| <b>Cell phone prep</b> .....                          | 2  | First steps .....               | 13 |
| General notes .....                                   | 2  | Using the phone .....           | 16 |
| Operating the cell phone prep .....                   | 6  | Voice operation .....           | 20 |
|   |    | Phone menu .....                | 22 |
|   |    | Menu items .....                | 22 |
| <b>Enhanced bluetooth hands free capability</b> ..... | 10 | <b>Alphabetical index</b> ..... | 25 |
| General notes .....                                   | 10 |                                 |    |
| Controls .....  | 12 |                                 |    |





## **Premium Sound System**

*2009 Jetta models*





# Table of contents

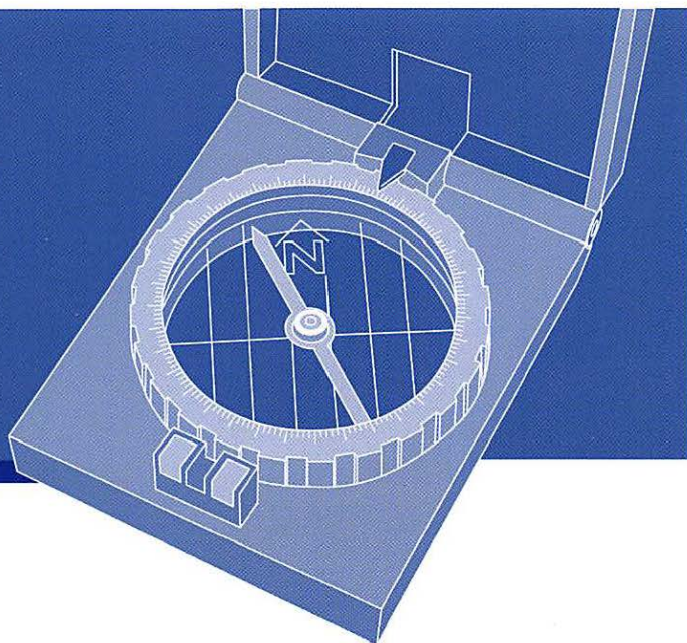
|                                       |    |  |    |
|---------------------------------------|----|--|----|
| Quick overview .....                  | 2  | CD .....                                 | 19 |
| Controls .....                        | 2  | MP3 .....                                | 25 |
| Important information .....           | 5  | CD changer .....                         | 32 |
|                                       |    | Anti-Theft Coding .....                  | 35 |
|                                       |    | Warranty and Technical description ..... | 36 |
| Radio / CD .....                      | 7  |  |    |
| Radio .....                           | 7  | Alphabetical index .....                 | 38 |
| Satellite Digital Radio Service ..... | 13 |  |    |



## **RNS 510**

*Radio Navigation System*

*2009 Jetta models*




# Table of contents

|  |    |   |     |
|--|----|---|-----|
| <b>Quick reference guide</b> .....         | 2  | <b>SOUND function button</b> .....            | 57  |
| Unit overview .....                        | 2  | Changing the sound and volume settings ..     | 57  |
| While driving .....                        | 5  | Function overview table for the SOUND         |     |
| General operation .....                    | 5  | function key .....                            | 60  |
| About this operating manual .....          | 7  |   |     |
| Switching on or off .....                  | 8  | <b>NAV (navigation system) function</b>       |     |
|  |    | <b>button</b> .....                           | 62  |
| <b>Using input masks</b> .....             | 9  | Overview .....                                | 62  |
| Overview .....                             | 9  | Navigation input masks .....                  | 66  |
| Free text input mask .....                 | 10 | The Navigation main menu .....                | 69  |
| Input mask for entering numbers .....      | 11 | Destination entry: selecting a destination .. | 71  |
|  |    | Destination Memory .....                      | 84  |
| <b>RADIO</b> .....                         | 12 | Tour Mode .....                               | 90  |
| Radio main menu .....                      | 12 | Waypoint navigation mode (off-road            |     |
| Selecting the radio station .....          | 13 | navigation) .....                             | 96  |
| Presets keys .....                         | 16 | Route guidance .....                          | 103 |
| Satellite Digital Audio Radio Service (SAT |    |   |     |
| mode) .....                                | 17 | <b>MAP function button</b> .....              | 110 |
|  |    | Map display .....                             | 110 |
| <b>MEDIA button</b> .....                  | 26 | Location display without route guidance ..    | 114 |
| MEDIA main menu .....                      | 26 | SIRIUS traffic information on the map ....    | 115 |
| Notes and requirements .....               | 31 |   |     |
| Audio menu .....                           | 34 | <b>SETUP function button</b> .....            | 116 |
| Storing and editing audio files (HDD) .... | 39 | Setup main menu .....                         | 116 |
| MEDIA IN multimedia connection .....       | 42 | Radio Setup .....                             | 117 |
| External CD changer .....                  | 46 | Map Setup .....                               | 118 |
| Video DVD mode .....                       | 51 | Media Setup .....                             | 119 |
|  |    | Navigation Setup .....                        | 120 |
| <b>Important information on</b>            |    | System Setup .....                            | 121 |
| <b>operating the CD player</b> .....       | 55 | Display Setup .....                           | 122 |
| Safety precautions for devices with lasers | 55 | Video Setup .....                             | 123 |
| Tips on CD/DVD mode .....                  | 55 |   |     |
| Handling data media (CDs and DVDs) ...     | 56 | <b>Anti-theft coding</b> .....                | 124 |
|  |    | Entering your PIN .....                       | 124 |
|  |    | <b>Alphabetical index</b> .....               | 125 |



**Sound System**  
*2009 Jetta models*



# Table of contents

|                             |    |  |    |
|-----------------------------|----|--|----|
| <b>Quick overview</b> ..... | 2  | MP3 .....                                | 17 |
| Controls .....              | 2  | CD changer .....                         | 23 |
| Important information ..... | 4  | Anti-Theft Coding .....                  | 26 |
|                             |    | Warranty and Technical description ..... | 28 |
| <b>Radio / CD</b> .....     | 5  | <b>Alphabetical index</b> .....          | 30 |
| Radio .....                 | 5  |  |    |
| CD .....                    | 11 |  |    |



# **USA Warranty and Maintenance**

*Volkswagen*

*Model year 2009*





# Table of contents

|  |    |  |    |
|--|----|--|----|
| <b>Warranty</b> .....                      | 2  | <b>Kansas Safety Belt Limited</b>        |    |
| Owner's information .....                  | 2  | <b>Warranty</b> .....                    | 23 |
| New Vehicle Limited Warranty .....         | 3  | Information about Kansas Safety Belt     |    |
| Powertrain Limited Warranty .....          | 6  | Limited Warranty .....                   | 23 |
| Limited Warranty Against Corrosion         |    |  |    |
| Perforation .....                          | 9  | <b>Customer Care</b> .....               | 24 |
|  |    | Volkswagen dealer assistance .....       | 24 |
| <b>Federal Emissions Warranties</b> ...    | 11 | Volkswagen corporate assistance .....    | 24 |
| General .....                              | 11 | Repairs not covered by warranty .....    | 25 |
| Federal Emissions Control System Defect    |    |  |    |
| Warranty .....                             | 11 | <b>Consumer Protection Information</b>   | 26 |
| Federal Emissions Performance Warranty     | 12 | BBB AUTO LINE Dispute Resolution .....   | 26 |
| Additional Information About Your Federal  |    | State-Specific Warranty Enforcement Laws | 26 |
| Emissions Warranties .....                 | 14 |  |    |
|  |    | <b>Service Publications</b> .....        | 29 |
| <b>California Emissions Warranties</b>     | 16 | Volkswagen Technical Literature Ordering |    |
| Your warranty rights and obligations ..... | 16 | Center .....                             | 29 |
|  |    | <b>Tire Manufacturers</b> .....          | 30 |
| <b>California Emissions Control</b>        |    | List of tire manufacturers for new       |    |
| <b>System Defect Warranties</b> .....      | 18 | Volkswagen vehicles .....                | 30 |
| General .....                              | 18 |  |    |
| For 7 years / 70,000 Miles Covering        |    | <b>Maintenance</b> .....                 | 31 |
| Certain Emission System Parts .....        | 19 | Warranty voucher .....                   | 31 |
| California Emissions Performance           |    | Odometer replacement and other dealer    |    |
| Warranty .....                             | 20 | stamps .....                             | 32 |
| Performance Warranty claim approval ...    | 20 | Service information .....                | 33 |
| Additional Information About Your          |    | Volkswagen Carefree Maintenance          |    |
| California Emissions Warranties .....      | 21 | Program .....                            | 34 |
|  |    | Service schedule .....                   | 36 |
|  |    | Additional service .....                 | 48 |
|  |    | Brake fluid replacement .....            | 49 |





## **Your Owner's Literature**

*Jetta models*

