This is a sample manual

Goto:

dubmanuals.com

to download the complete manual

Note, the Table of Contents links
may not function in this sample

Contents

0.1 Alphabetical Index . . . 2
1.1 Maintenance . . . 34
1.2 USA Warranty . . . 65
2.1 Safety First . . . 105
3.1 Controls and Equipment . . . 166
3.2 Tips and Advice . . . 286
3.3 Technical Data . . . 386
3.4 Sound System . . . 401
3.5 Telematics by OnStar . . . 431



Volkswagen
Owner's Manual

0.1 Golf

Alphabetical Index
Model year 2004

1.1 Volkswagen

Maintenance
Model year 2004

TABLE OF CONTENTS

Warranty Voucher / Vehicle Identification Label ..... previous pages

Service Information

Dealer Service 3
Do-It-Yourself Service 3
Emission Control Maintenance 4
Why Service? 4

When do I bring my car in for service?

1.8L Turbo or 2.8L V6 Gasoline Engines

If your car has a 1.8L Turbo or 2.8L V6 Gasoline engine, then this is your Service Schedule 5

2.0L, 2.8L VR 6 , 4.0 L W8, 3.2L VR6 and 4.2L V8 Gasoline Engines or 1.9L TDI Diesel Engines

If your car has a 2.0L, 2.8L VR6, **4.0L W8,** 3.2L VR6 and 4.2L V8 Gasoline engine or a 1.9L TDI Diesel engine, then this is your Service Schedule 6

If you are not sure when to bring your car in for service, ask your authorized Volkswagen Service Advisor.

Service Schedule

Delivery Inspection 7
Service Schedule ..... 7 - 24

Brake Fluid Replacement Record

Brake Fluid Replacement Record 25



1.2 Passat, Golf, Jetta, New Beetle Models

USA Warranty
Model year 2004

Table of contents

Limited New Vehicle Warranty 2
What is covered 2
What is not covered 4

Limited Powertrain Warranty . 7
What is covered 7
What is not covered 8

Limited Warranty Against Corrosion Perforation 10
What is covered 10
What is not covered 11

24 Hour Roadside Assistance 13
The Volkswagen 24 Hour Roadside Assistance program 13

Federal Emissions Warranties 14
General 14
Emissions Control System Warranty .. 14
Emissions Performance Warranty 16
Additional Information 19

California Emissions Warranties 20
California law requires us to provide you with the following Emissions Warranty Statement 20
CALIFORNIA EMISSION CONTROL WARRANTY STATEMENT 20
Emissions Performance Warranty 24

Customer CARE 28
Dealer assistance 28
When to notify the manufacturer 28
Repairs not covered by warranty 29

BBB AUTO LINE 30
BBB AUTO LINE dispute settlement services 30

Service Publications 31
Volkswagen Technical Literature Ordering Center 31

Tire Manufacturers 32
List of tire manufacturers for new Volkswagen vehicles 32

2.1 Golf

Safety first
Model year 2004

TABLE OF CONTENTS

Welcome 2
Safety first 2
Safety belts 3
Airbag system 17
Child safety 30
Head restraints 49
Front seats 50
Alphabetical Index 53

3.1 Golf

Controls and Equipment
Model year 2004

TABLE OF CONTENTS

INSTRUMENT PANEL AND CONTROLS

General illustration 3
Warning and indicator lights 6
Instrument cluster 8
Warning / Indicator lights 15
Multi-function steering wheel 24

OPENING AND CLOSING

Keys 25
Remote control 27
Anti–theft alarm system 30
Doors, Power locks 31
Rear lid 34
Power windows 36
Power roof 40

CLEAR VISION

Switches 42
Turn signals / High beam lever ... 45
Wiper and washer system 46
Wiper blades 48
Interior lights 49
Mirrors 50
Coat hooks / Assist handles 53
Sun visors 53

SEATS AND STORAGE

Head restraints 54
Front seats 55
Adjustable steering column 58
Armrest 59
Pedals 60
Rear seat 61
Luggage compartment 63
Luggage compartment cover 65
Roof rack 66
Cup holder 68
Socket / Cigarette lighter 69
Ashtray 70
Glove compartment 71

HEATING, VENTILATION AND AIR CONDITIONING

Air conditioning 72
Climatronic 78

ON THE ROAD

4–speed automatic transmission . 84
5–speed automatic transmission (Tiptronic®) 90
Manual transmission 96
Parking brake lever 97
Ignition switch 98
Power steering 99
Starting procedures 100
Stopping engine 102
Engine compartment 103
Cruise control 104



3.2 Golf

Tips and Advice
Model year 2004

TABLE OF CONTENTS

FILLING YOUR TANK

Fuel tank 2
Fuel supply 4

OPTIMAL TECHNOLOGY

Braking 7
Electronic differential lock (EDL) .. 10
Anti-Slip Regulation (ASR) 11
Electronic Stabilization Program (ESP)* 12

DRIVING AND PROTECTING OUR ENVIRONMENT

The first 1,000 miles (1 500 km) - and afterwards 13
Operate your vehicle safely 14
Difficult operating conditions 15
Operate your vehicle economically and minimize pollution 16
Warranty coverages 19
Trailer towing 20

CARE AND CLEANING

Cleaning and protection 24
Care of exterior 25
Care of interior 29
Maintenance 33

CHECKING AND FILLING

Engine hood 35
Engine compartment 36
Engine oil 39
Engine cooling system 43
Brake fluid 46
Battery 48
Windshield washer container 53

KEEPING YOUR VEHICLE IN GOOD WORKING CONDITION

Additional accessories, Modifications and Parts replacement 54
Installing / replacing a radio 55
Mobile telephones and CB radios . 55

WHAT DO I DO NOW?

Service kit and warning triangle 56
Jack and tool kit, spare wheel 57
Tires / Wheels 63
Changing a wheel 73
Anti-theft wheel bolts 78
Fuses 79
Replacing bulbs 80
Emergency starting 80
Emergency towing with commercial tow truck 83
Lifting vehicle 84
Reporting safety defects 86
Outside the U.S.A. or Canada 86
VOLKSWAGEN Service Repair Manuals 87

3.3 Golf

Technical Data
Model year 2004

TABLE OF CONTENTS

General Information 2
Vehicle identification 3
115 hp engine 4
180 hp engine 6
201 hp engine 8
100 hp Diesel engine..... 10

3.4 Sound System

Premium CD / Monsoon

CONTENTS

Overview ..... next pages
Important information 4
How the radio works 5
Cassette Player 10
CD Player 13
CD Changer* 16
Anti-Theft Coding 19
Warranty, Replacement, Antenna Care 21
Technical Description 22

The "Radio Card" must be



3.5 Golf

Volkswagen Telematics by OnStar Operating Instructions

Table of contents

Introduction 2
General information 2

OnStar Controls and Personal Calling 5
Using OnStar 5
OnStar services button 7
OnStar emergency button 8
OnStar communication button 9
Volume control 9
OnStar system status light 10
Memo recorder 10
Voice Response - Tips and Tricks 13
OnStar Personal Calling 16

OnStar Center and Services ... 25
OnStar Center 25
Information and Convenience Services 28

OnStar Virtual Advisor 29
U.S. models only 29
Available information 31

Additional information and system status messages 35
Additional information 35

Alphabetical index 38